



District Report Card: 2017


State: West Bengal	District: Koch Bihar
Class: 3	Subject: Language
Schools: 61	Students: 1069


Participation/Coverage


Students

<div>GENDER</div> <div></div>	Boys				Girls			
	Number		%		Number		%	
	478		44.71		591		55.29	

<div>AREA</div> <div></div>	Rural				Urban			
	Number		%		Number		%	
	974		91.11		95		8.89	

<div>CATEGORY</div> <div></div>	SC		ST		OBC		GEN	
	Number	%	Number	%	Number	%	Number	%
	561	52.48	0	0.00	346	32.37	162	15.15

<div>CWSN</div> <div></div>	LD	VI	HI	S&LD	ID	Oth
	3	8	0	6	0	0

<div>Management</div> <div></div>	Government			Government-aided		
	Number		%	Number		%
	285		26.66	784		73.34

Average Performance of Students in Language (%)

Overall	Gender		Area		Management		Social Group			
	Male	Female	Rural	Urban	Govt.	Aided	SC	ST	OBC	GEN
80.88	81.37	80.49	80.64	83.37	77.52	82.10	79.17	0.00	81.31	85.88

Performance on Learning Outcomes (LOs)

Learning Outcomes	Description	Average Performance(%)
L304	Reads small texts with comprehension i.e., identifies main ideas, details, sequence and draws conclusions	81.96
L312	Reads printed scripts on the classroom walls: poems, posters, charts etc.	78.73

Range of Performance of Students who Answered Correctly							
Below 30%		30% - 50%		50% - 75%		Above 75%	
Number	%	Number	%	Number	%	Number	%
15	1.40	72	6.74	274	25.63	708	66.23

Lowest Performing Learning Outcomes (LOs)

- 1 - Reads printed scripts on the classroom walls: poems, posters, charts etc. (78.73)
- 2 - Reads small texts with comprehension i.e., identifies main ideas, details, sequence and draws conclusions (81.96)